
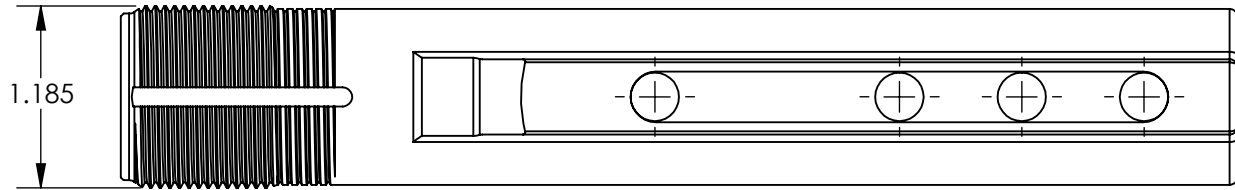
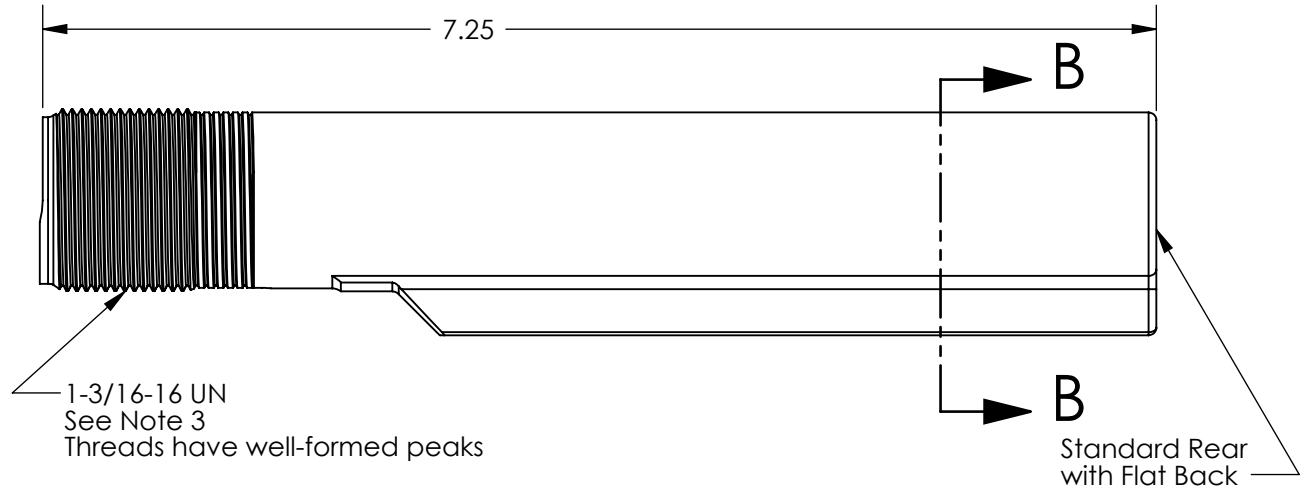
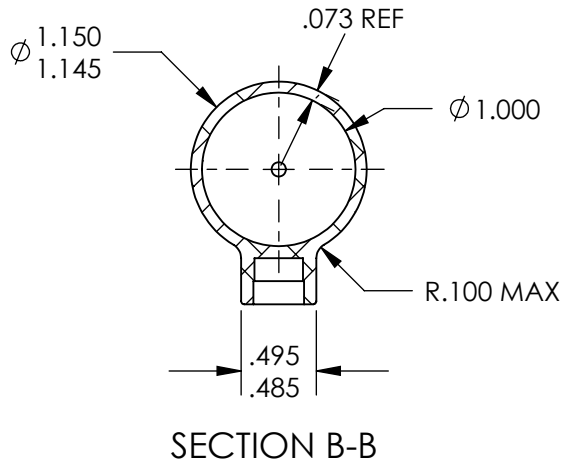



REVISIONS				
ZONE	REV.	DESCRIPTION	DATE	APPROVED
	A	PART: Threading revised DWG: Updated notes	3/24/2008	BN



NOTES

- MATERIAL: 7075-T6 Forging
- FINISHING: Hard anodize
- PART ID: Threads have well-formed peaks and measure greater than tube diameter of approximately ϕ 1.145.
- COMPATIBILITY: Tube diameters between ϕ 1.145 and ϕ 1.150 may be used with the Military models of the CTR, MOE and ACS stocks. M4 Receiver Extensions are not compatible with the UBR or PRS stocks.

DIMENSIONS ARE IN INCHES		NAME	DATE	PART NAME
TOLERANCES: FRACTIONAL \pm 1/16 ANGULAR: MACH \pm 2 BEND \pm 4 TWO PLACE DECIMAL \pm .020 THREE PLACE DECIMAL \pm .004 FOUR PLACE DECIMAL \pm .0005		DRAWN	EN	3/24/2008
MATERIAL		CHECKED	BN	3/24/2008
AI 7075-T6		ENG APPR.		
FINISH		MFG APPR.		
Hard Anodize, Black		Q.A.	ML	3/24/2008
DO NOT SCALE DRAWING		PROPRIETARY AND CONFIDENTIAL		PART NO. -
		THE INFORMATION CONTAINED IN THIS DRAWING IS THE SOLE PROPERTY OF MAGPUL INDUSTRIES CORP. ANY REPRODUCTION IN PART OR AS A WHOLE WITHOUT THE WRITTEN PERMISSION OF MAGPUL INDUSTRIES CORP IS PROHIBITED.		 MAGPUL INDUSTRIES CORPORATION
PARTIAL DRAWING - only critical dimensions and fits are noted. All other dimensions per file: M4 Receiver Extension, Carbine, Military		SIZE	DWG. NO.	REV.
		A	-	A
		SCALE: 1:1.25	WEIGHT: 0.244 lbm	SHEET 1 OF 1